



100kW – 200kW Rental Package



Features

Cummins® Power Generation Sets

- Cummins Engines, Newage Alternators and PowerCommand Controls - Designed, built, certified prototype tested and warranted by the only company that controls the process from start to finish.
- Supported exclusively worldwide by your Cummins Distributors.
- Utilize proven standard generator set designs.
- Includes jacket water heaters for more reliable operation in emergency standby applications.

Cummins Diesel Engines

- Rugged 4-cycle industrial diesel engines with excellent transient performance.
- Certified to US EPA Mobile Off Highway Standards.
- Lightweight, compact and excellent fuel economy.

Newage® Alternators

- Designed and built by Cummins Power Generation.
- Oversized alternators for improved motor starting and low temperature rise in prime and continuous applications.
- Permanent Magnet excitation for improved performance in cyclic and non-linear load applications.
- 12-lead reconnectable alternator fitted with a voltage selection switch

PowerCommand® Controls

- The most advanced, reliable and capable generator set control system available in the market today.
- Integrated generator set governing, voltage regulation, and protection in one easy-to-operate customer interface.

Electrical Features

- Multiple Voltage Selector Switch (480/277VAC/3 Phase/Wye or 208/120VAC/3 Phase/Wye or 240/120 VAC/3 Phase Delta)
- Internal 120VAC Shore Power Distribution Panel for powering:
 - Jacket Water Heater
 - Battery Charger
 - GFI-Protected Convenience Receptacles
- Battery Disconnect Switch
- Safety Switch on load connection cover
- Low Fuel Level and Retention Tank Fluid Detection Alarms

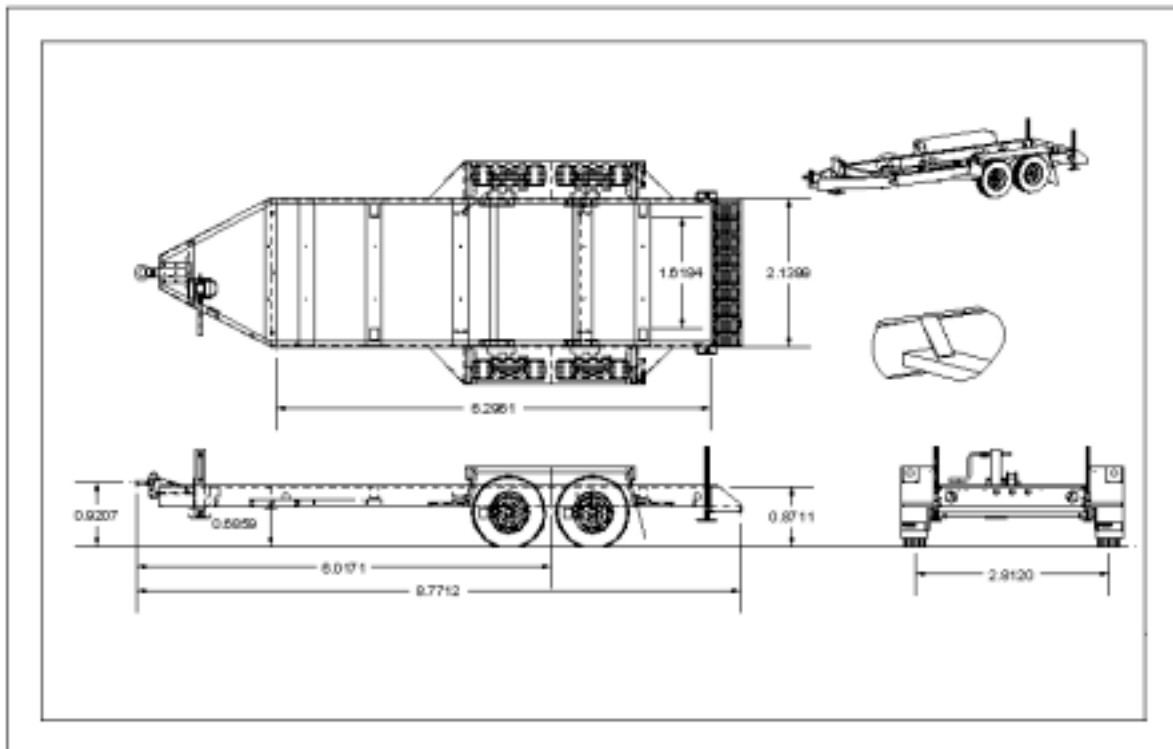
- 4" pass-through tubes at both ends
- Complete fluid containment reservoir for engine fluids
- NFPA 30 Compliant Fuel Tank Design
- Designed with external fuel fill capability
- UL 142 Listed Dual Wall Fuel Tank with:
 - Vented retention tank
 - Retention Tank Fluid Detection Alarm
 - Low Fuel Level Alarm
 - Vertically extended normal vents ensure complete filling without spillage
 - Fittings for AFTS (Automatic Fuel Transfer System)

Base Frame / Fuel Tank

- Structural Steel Oil-Field Style sub-base fuel tank including:
 - Fork Lift Pockets
 - 4-Point Lift Compatible
 - Mechanical Direct Reading Fuel Gauge visible from internal tank fill port
 - 4 x 2" square ID mounting fixtures (for distribution equipment & convenience panels)
 - Grip-Strut Steps at both ends

Trailers

- Tandem Torq-Flex Axles
- Electric brakes with Safety Break-Away
- Drop deck for stability
- Oversize front jack stand
- 2 x 2" Square ID stabilizers at the rear
- Removable rear cross member with Grip-Strut Step for easy genset loading
- Clamp-style genset hold-downs
- Robust Step Fenders
- Equipped for Ball or Pintle Hitch



Ratings Definitions

Standby:	Prime (Unlimited Running Time):	Base Load (Continuous):
Applicable for supplying emergency power for the duration of normal power interruption. No sustained overload capability is available for this rating. Nominally rated. (Equivalent to Fuel Stop Power in accordance with ISO3046, AS2789, DIN6271, and BS5514.)	Applicable for supplying power in lieu of commercially purchased power. Prime power is the maximum power available at a variable load for an unlimited number of hours. A 10% overload capability is available for limited time. Nominally rated. (Equivalent to Prime Power in accordance with ISO8528 and Overload Power in accordance with ISO3046, AS2789, DIN6271, and BS5514.)	Applicable for supplying power continuously to a load for this rating. Nominally rated. Consult authorized distributor for rating. (Equivalent to Continuous Power in accordance with ISO8528, ISO3046, AS2789, DIN6271, and BS5514.)



Optional Features Shown

PowerCommand® Control with AmpSentry™ Protection

- Integrated automatic voltage regulator and engine speed governor
- AmpSentry Protection guards the electrical integrity of the alternator and power system from the effects of overcurrent, over/under voltage, under frequency and overload conditions
- Control components designed to withstand the vibration levels typical in generator sets

Standard Control Description

- | | |
|---|--|
| <ul style="list-style-type: none"> • Analog % of current meter (amps) • Analog AC frequency meter • Analog AC voltage meter • Analog % of load meter (kW) • Cycle cranking control • Digital display panel • Emergency stop switch • Idle mode control • Menu switch | <ul style="list-style-type: none"> • Panel backlighting • Remote starting, 12 volt, 2 wire • Reset switch • Run-Off-Auto switch • Sealed front panel, gasketed door • Self diagnostics • Separate customer interconnection box • Voltmeter/Ammeter phase selector switch |
|---|--|

Standard Protection Functions

Warnings

- High Coolant Temperature
- High DC Voltage
- Low Coolant Temperature
- Low DC Voltage
- Low Oil Pressure
- Over Current
- Oil Pressure Sender Fault
- Overload Load Shed Contacts
- Temperature Sender Fault
- Up to Four Customer Fault Inputs
- Weak Battery

Shutdowns

- Emergency Stop
- Fail to Crank
- High AC Voltage
- High Coolant Temperature
- Low Coolant Level (option for alarm only)
- Low AC Voltage
- Low Oil Pressure
- Magnetic Pickup Failure
- Overcrank
- Overcurrent
- Overspeed
- Short Circuit
- Underfrequency

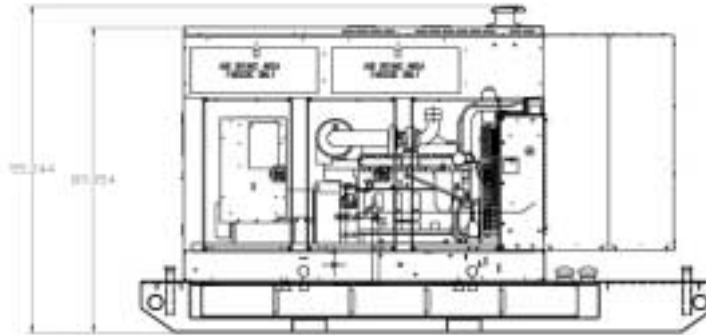
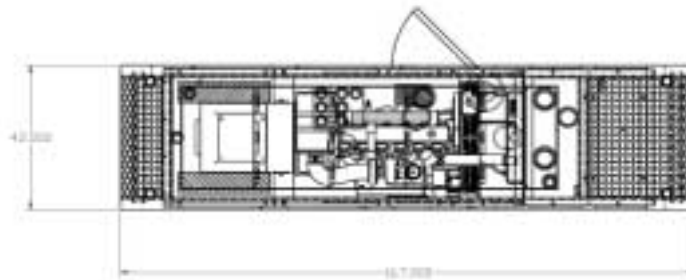
Standard Performance Data

AC Alternator Data

- Current by Phase
- Kilowatts
- Kilowatt Hours
- Power Factor
- Voltage Line to Line
- Voltage Line to Neutral

Engine Data

- Battery Voltage
- Coolant Temperature
- Engine Running Hours
- Engine Starts Counter
- Oil Pressure
- Oil Temperature
- RPM



Model	Length		Width		Height		Weight (w/o Fuel)		Weight (with Fuel)		Fuel Capacity	
	in	mm	in	mm	in	mm	lbs	kg	lbs	kg	US Gal	liters
DGDB	167	4242	42	1067	97	2464	6235	2828	7158	3246	130	492
DGFA	167	4242	42	1067	97	2464	6911	3135	7834	3553	130	492
DGFC	167	4242	42	1067	97	2464	7610	3452	8533	3870	130	492

Model	kW Rating		Cummins Engine Model	Sound Level dBa @7m	Generator Specification Sheet #	Hours of Operation (75% Load)	
	Standby	Prime				Standby	Prime
DGDB	100	90	6BT5.9-G6	70	S-1121 50Hz S-1122 60Hz	22	25
DGFA	150	135	6CTA8.3-G	72	S-1125 50Hz S-1126 60Hz	16	17
DGFC	200	180	6CTAA8.3-GI	74	S-1130 50Hz S-1131 60Hz	12	13



Cummins Power Generation
 1400 73rd Avenue N.E.
 Minneapolis, MN 55432
 1-877-POWR-NOW (877-769-7669)
 Fax: 612-574-8087
www.cumminspowerrent.com

See your distributor for more information.

Backfeed to a utility system can cause electrocution and/or property damage. Do not connect to any building's electrical system except through an approved device or after building main switch is opened.

Cummins is a registered trademark of Cummins Inc. Power Rent is a service mark of Cummins Inc. PowerCommand is a trademark of Onan Corporation. AmpSentry is a trademark of Onan Corporation.